


s1-1



s1-2

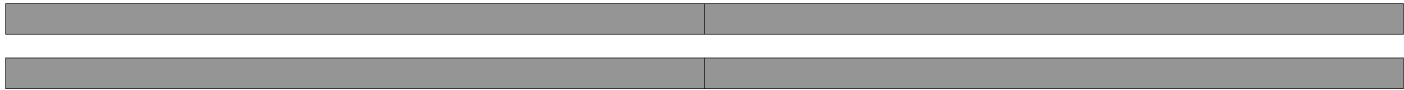
print 4x

1 cm

1 inch




Saturn-1B

Body 4-5

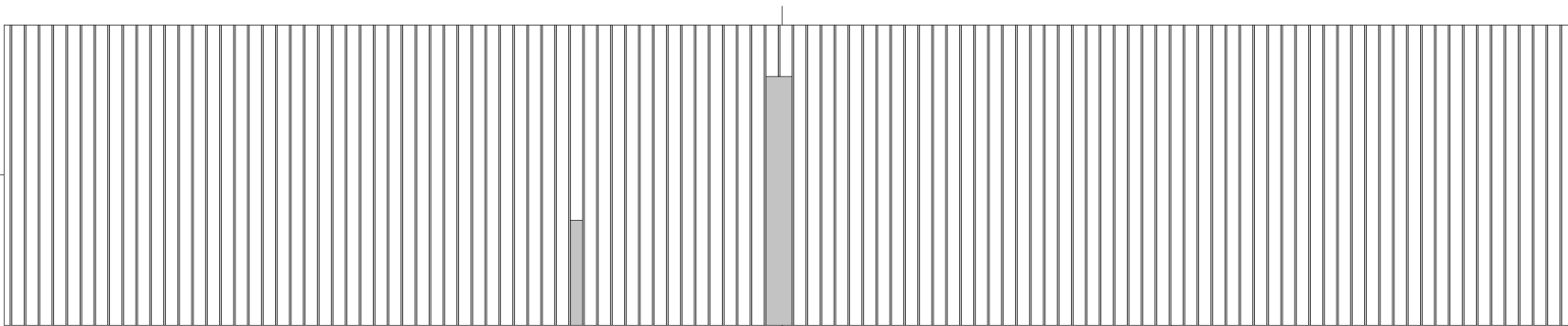


second-interstage adaptor


first glue interstage adaptor ring inside support ring with the colloring outside and then glue  
second s.i.a.ring inside with the colloring inside.



Body 4-9



Body 4-8



S-4B-200

Saturn-1B